

## **Section 12: Palliative care and pain management**

## Summary of NPON palliative care and pain management

### Summary of NPON palliative care and pain management

Data was collected from NPON members in 2024 about palliative care services and pain management services that the organisation is involved with or would like to initiate in the future.

The most common services offered for palliative care, were carer support, information, and

advocacy and policy. Other services were support or education for health professionals, and referral to palliative care.

The most common services or activities for pain management were to provide information, provide care support, and provide advocacy or policy. Other services were referrals to pain management specialists and to provide support or education for health professionals.

#### NPON palliative care

- 28% provide carer support for palliative care
- 24% provide information about palliative care
- 23% provides advocacy or policy for palliative care
- 16% provide support or education for health professionals for palliative care
- 13% offer referral to palliative care services

#### NPON pain management

- 37% provide information about pain management
- 28% provide carer support for pain management
- 25% provides advocacy or policy for pain management
- 19% offer referral to pain management specialists
- 13% provide support or education for health professionals for pain management

## Palliative Care

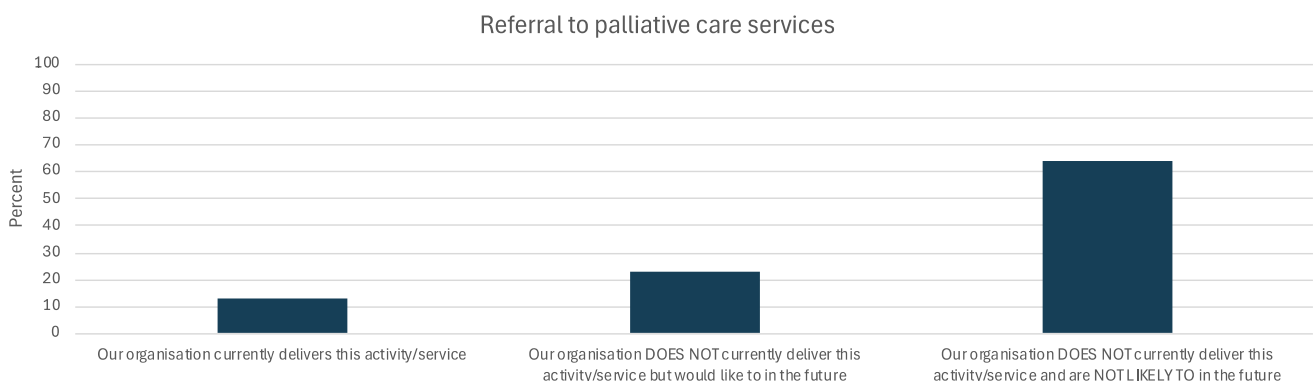
### Referral to palliative care services

There were 11 organisations (13.25%) that offered referral to palliative care services, 19 organisations

(22.89%), do not offer this at the moment but would like to in the future, and 53 organisations (63.86%) do not offer this and are unlikely to offer it in the future.

**Table 12.1: Referral to palliative care services**

Referral to palliative care services	n=83	Percent
Our organisation currently delivers this activity/service	11	13.25
Our organisation DOES NOT currently deliver this activity/service but would like to in the future	19	22.89
Our organisation DOES NOT currently deliver this activity/service and are NOT LIKELY TO in the future	53	63.86



**Figure 12.1: Referral to palliative care services**

### Palliative care information provision

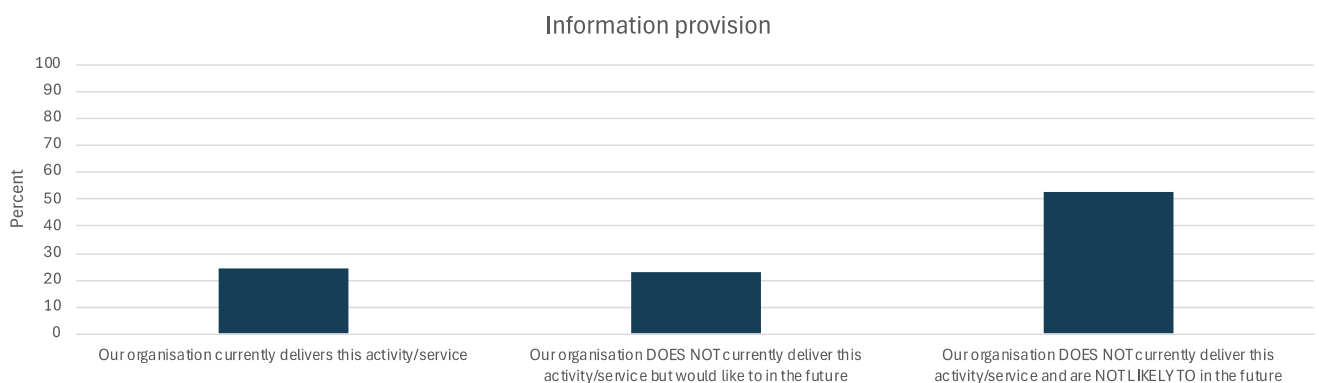
There were 20 organisations (24.10%) that offered information provision about palliative care, 19 organisations (22.89%), do not offer this at the moment but would like to in the future, and 44 organisations (53.01%) do not offer this and are unlikely to offer it in the future.

### NPON organisations comments about palliative care

*Our education for health professionals includes our fact sheets for patients to take to their health professionals. Resources on our website and our workshops and clinical Symposium.*

**Table 12.2: Palliative care information provision**

Information provision	n=83	Percent
Our organisation currently delivers this activity/service	20	24.10
Our organisation DOES NOT currently deliver this activity/service but would like to in the future	19	22.89
Our organisation DOES NOT currently deliver this activity/service and are NOT LIKELY TO in the future	44	53.01



**Figure 12.2: Palliative care information provision**

### Palliative care advocacy and policy

There were 19 organisations (22.89%) that offered palliative care advocacy and policy, 21 organisations (25.30%), do not offer this at the moment but would like to in the future, and 43 organisations (51.81%) do not offer this and are unlikely to offer it in the future.

*We would speak on policy priorities for early access to quality, appropriate palliative care in the context of cancer at a federal policy level.*

*Align internal resources and partnership services to deliver a comprehensive model of support across the CoHD journey across milestones - diagnosis, surgery, preschool, primary, teen and young adult, adult and palliative care.*

### NPON organisations comments about palliative care

**Table 12.3: Palliative care advocacy and policy**

Advocacy and policy	n=83	Percent
Our organisation currently delivers this activity/service	19	22.89
Our organisation DOES NOT currently deliver this activity/service but would like to in the future	21	25.30
Our organisation DOES NOT currently deliver this activity/service and are NOT LIKELY TO in the future	43	51.81



**Figure 12.3: Palliative care advocacy and policy**

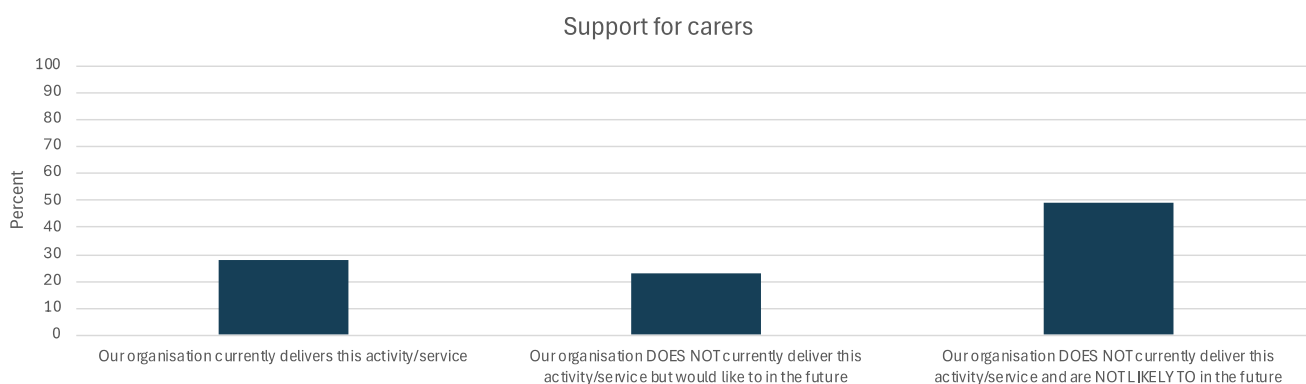
**Palliative care support for carers**

There were 23 organisations (27.71%) that offered palliative care support for carers, 19 organisations

(22.89%), do not offer this at the moment but would like to in the future, and 41 organisations (49.40%) do not offer this and are unlikely to offer it in the future.

**Table 12.4: Palliative care support for carers**

Support for carers	n=83	Percent
Our organisation currently delivers this activity/service	23	27.71
Our organisation DOES NOT currently deliver this activity/service but would like to in the future	19	22.89
Our organisation DOES NOT currently deliver this activity/service and are NOT LIKELY TO in the future	41	49.40



**Figure 12.4: Palliative care support for carers**

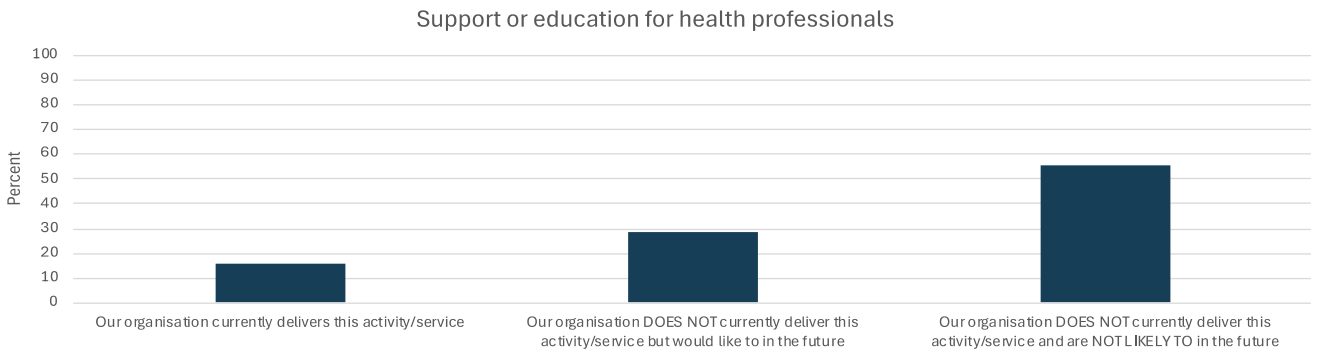
**Palliative care support or education for health professionals**

There were 13 organisations (15.66%) that offered palliative care support or education for health

professionals, 24 organisations (28.92%), do not offer this at the moment but would like to in the future, and 46 organisations (55.42%) do not offer this and are unlikely to offer it in the future.

**Table 12.5: Palliative care support or education for health professionals**

Support or education for health professionals	n=83	Percent
Our organisation currently delivers this activity/service	13	15.66
Our organisation DOES NOT currently deliver this activity/service but would like to in the future	24	28.92
Our organisation DOES NOT currently deliver this activity/service and are NOT LIKELY TO in the future	46	55.42



**Figure 12.5: Palliative care support or education for health professionals**

## Pain Management

### Referral to pain management specialists

There were 16 organisations (19.28%) that offered referral to pain management specialists, 19 organisations (22.89%), do not offer this at the moment but would like to in the future, and 48 organisations (57.83%) do not offer this and are unlikely to offer it in the future.

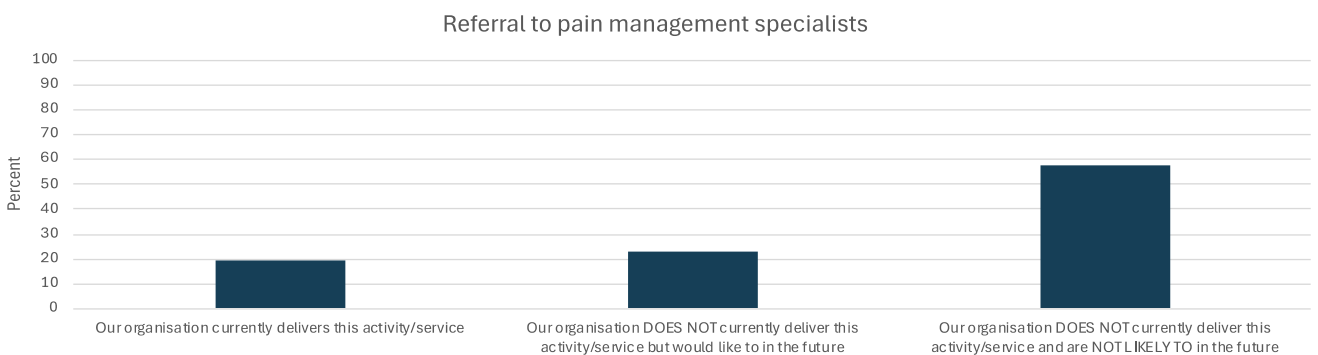
### NPON organisations comments about pain

*This is a huge space for our community - referring to a specialist is problematic as we do not have a list of known experts in AU to refer to.*

*We do not offer a clinical referral pathways, but we do offer informal referrals to specialists that are recommended by our community members.*

**Table 12.6: Referral to pain management specialists**

Referral to pain management specialists	n=83	Percent
Our organisation currently delivers this activity/service	16	19.28
Our organisation DOES NOT currently deliver this activity/service but would like to in the future	19	22.89
Our organisation DOES NOT currently deliver this activity/service and are NOT LIKELY TO in the future	48	57.83



**Figure 12.6: Referral to pain management specialists**

### Pain management information provision

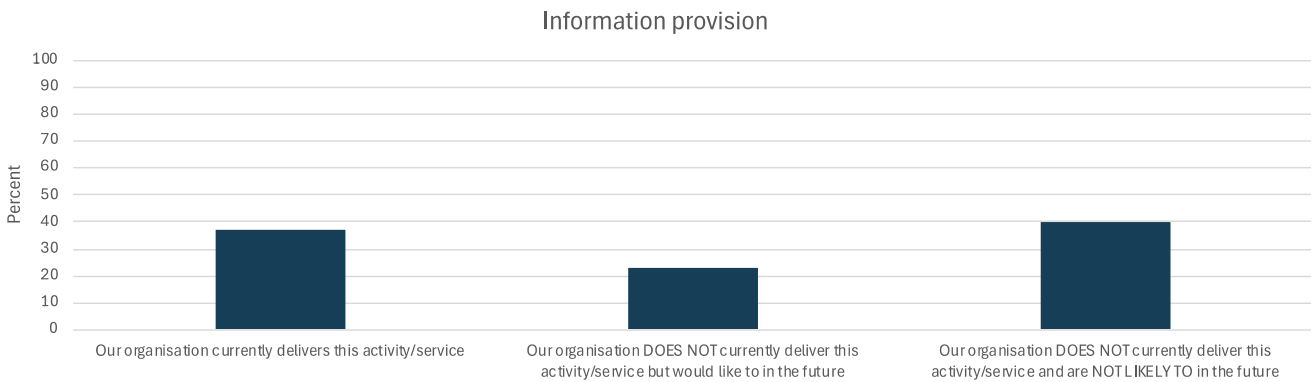
There were 31 organisations (37.35%) that offered pain management information provision, 19 organisations (22.89%), do not offer this at the moment but would like to in the future, and 33 organisations (39.76%) do not offer this and are unlikely to offer it in the future.

### NPON organisations comments about pain

*Our Webinars are aimed at the NF Community, but we have health professionals signed up for our current Pain Webinar as well.*

**Table 12.7: Pain management information provision**

Information provision	n=83	Percent
Our organisation currently delivers this activity/service	31	37.35
Our organisation DOES NOT currently deliver this activity/service but would like to in the future	19	22.89
Our organisation DOES NOT currently deliver this activity/service and are NOT LIKELY TO in the future	33	39.76



**Figure 12.7: Pain management information provision**

**Pain management advocacy and policy**

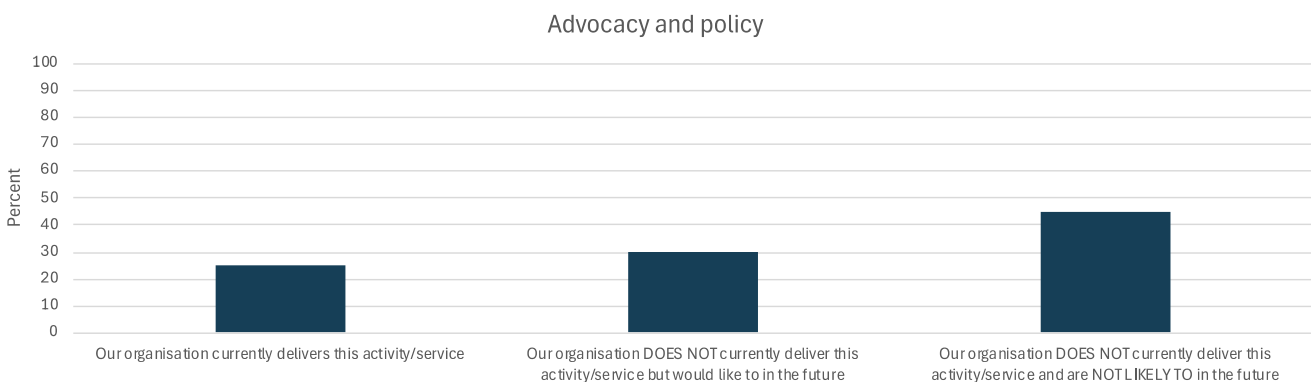
There were 21 organisations (25.30%) that offered pain management advocacy and policy, 25 organisations (30.12%), do not offer this at the moment but would like to in the future, and 37 organisations (44.58%) do not offer this and are unlikely to offer it in the future.

**NPON organisations comments about pain**

*We would speak on policy priorities for early access to quality, appropriate pain management in the context of cancer at a federal policy level.*

**Table 12.8: Pain management advocacy and policy**

Advocacy and policy	n=83	Percent
Our organisation currently delivers this activity/service	21	25.30
Our organisation DOES NOT currently deliver this activity/service but would like to in the future	25	30.12
Our organisation DOES NOT currently deliver this activity/service and are NOT LIKELY TO in the future	37	44.58



**Figure 12.8: Pain management advocacy and policy**

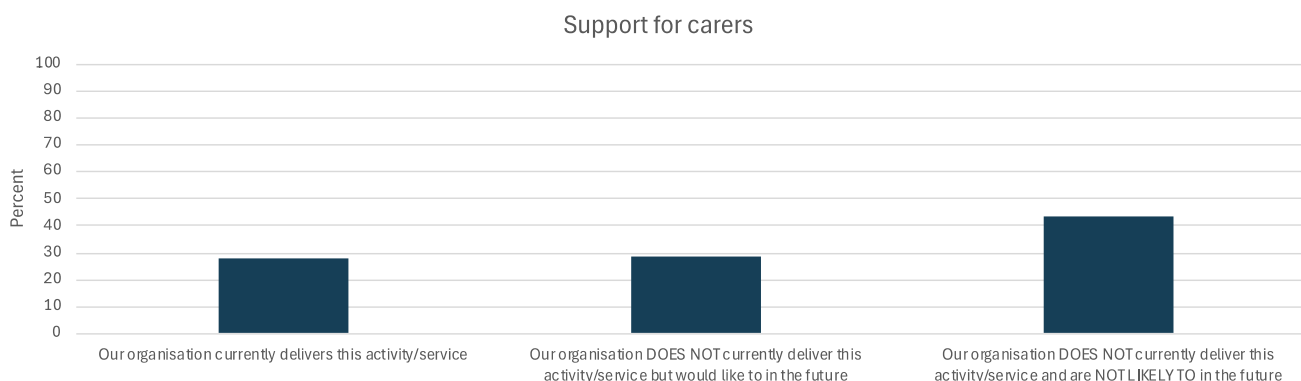
### Pain management support for carers

There were 23 organisations (27.71%) that offered pain management support for carers, 24 organisations (28.92%), do not offer this at the

moment but would like to in the future, and 36 organisations (43.37%) do not offer this and are unlikely to offer it in the future.

**Table 12.9: Pain management support for carers**

Support for carers	n=83	Percent
Our organisation currently delivers this activity/service	23	27.71
Our organisation DOES NOT currently deliver this activity/service but would like to in the future	24	28.92
Our organisation DOES NOT currently deliver this activity/service and are NOT LIKELY TO in the future	36	43.37



**Figure 12.9: Pain management support for carers**

### Pain management support or education for health professionals

There were 11 organisations (13.25%) that offered pain management support or education for health professionals, 34 organisations (40.96%), do not offer this at the moment but would like to in the

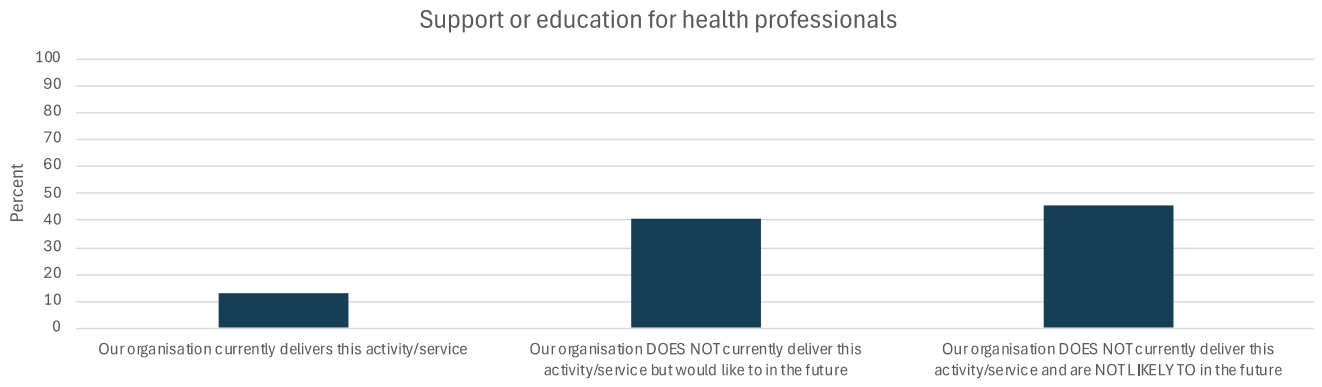
future, and 38 organisations (45.78%) do not offer this and are unlikely to offer it in the future.

#### **NPON organisations comments about pain**

*Our Webinars are aimed at the NF Community, but we have health professionals signed up for our current Pain Webinar as well.*

**Table 12.10: Pain management support or education for health professionals**

Support or education for health professionals	n=83	Percent
Our organisation currently delivers this activity/service	11	13.25
Our organisation DOES NOT currently deliver this activity/service but would like to in the future	34	40.96
Our organisation DOES NOT currently deliver this activity/service and are NOT LIKELY TO in the future	38	45.78



**Figure 12.10: Pain management support or education for health professionals**